

A vibrant, cartoon-style illustration of an underwater scene. The background is a deep blue gradient. In the upper left, a large green fish with a white belly and a white stripe along its back swims towards the left. In the upper right, a smaller yellow fish with a white belly swims towards the right. In the lower left, a large yellow fish with a white belly and a white stripe along its back swims towards the right. In the lower right, a large grey fish with a white belly and a white stripe along its back swims towards the left. The scene is filled with various sea life, including red and blue coral, yellow and orange seaweed, and a red starfish. Bubbles of various sizes are scattered throughout the water. The text "GO FISH" is written in a bold, white, sans-serif font in the center of the image.

GO FISH

The following slides are meant to give you guidance and inspiration as you help to plan a costume for your child. The starting point for each costume is a t-shirt and black pants and we'll differentiate from there. If you are having difficulty with parts of your child's costume, feel free to connect with us. We appreciate your assistance with outfitting your child.

Mrs. C. Mantel

cmantel@ccshamilton.ca

Mrs. D. VanEgmond

dvanegmond@ccshamilton.ca

The Blue Shark



Instructions/Suggestions:

- Dress in a bright blue t-shirt and blue or black pants
- Have a **blue** dorsal fin attachment or **blue** shark hat; it could be a headband accessory, hat accessory or even a fin strapped on the back

[DIY Shark Costume](#)


[HGTV, Make a Shark Costume](#)

Amazon Purchase Costume, Suggestions:

- [Shark hat](#)
- [Blue shark hat](#) (remove sound chip)
- [Shark headband](#)



Mako Shark



Instructions/Suggestions:

- Dress in a grey t-shirt and grey or black pants
- Have a grey dorsal fin attachment or grey shark hat; it could be a headband accessory, hat accessory or even strapped on the back.

Amazon Purchase Costume, Suggestion

- Party City: [shark fin](#) headband
- [Shark hat](#)
- [Shark fin](#) on the back
- See links under Blue Shark as well



Hammerhead Shark

Instructions/Suggestions:

- Dress in a grey t-shirt and grey or black pants
- Have a grey dorsal fin on the back and a hammerhead shark hat - could be a grey hat with foam forming two sides of a hammer, could be a purchased hat
- Optional: Wear a toy work belt with hammers hanging from it



Amazon Purchase Costume, Suggestion

- [Hammerhead shark costume](#)



Tiger Shark

Instructions/Suggestions:

- Dress in an orange or tiger striped t-shirt and black pants
- Add a dorsal fin to their back, or on a hat or headband
- See Blue and Mako shark suggestions and links

Amazon Purchase Costume, Suggestion

- [Orange t-shirt](#)
- [dorsal fin](#) for the back



Seven-Legged Octopus


Instructions/Suggestions:

- Dress in a t-shirt and black pants
- The octopus needs to have only SEVEN legs
- Create a velcro belt with seven legs attached



Amazon Purchase Costume, Suggestions (cut off or tuck up one of the legs)

- [octopus hat](#)
- [Kid's Blue Octopus Costume](#)



Zebra Fish



Instructions/Suggestions:

- Dress in a white t-shirt with black DOTS (note: not stripes) and black pants. Make sure the dots are big and visible.
- The dots could be fabric cut out and glued on, or drawn on with a marker.
- Add a fish headband

Amazon Purchase Costume, Suggestion

- [fish headband](#)




Blowfish

Instructions/Suggestions:

- Dress in a white or grey t-shirt and black pants
- The rest of this costume will be provided.



Tuna Fish



Instructions/Suggestions:

- This character is a fish that can't carry a tune with a yellow tail
- Dress in a yellow t-shirt and black pants, add a yellow fish tail to the shirt or wear a yellow fish headband
- Add some musical notes to the t-shirt

Amazon Purchase Costume, Suggestion

- [Yellow Fish Headband](#)



Star Fish




Instructions/Suggestions:

- An out-of-work actor fish wearing a headpiece with a gold star on the front
- Wear a dress with stars on it, a dress with a large star on her back (worn with straps like angel wings), or a dress with a feather boa, jewelry, fancy (but functional on the stage).
- Note: the costume committee has a yellow feather boa available.

Amazon Purchase Costume, Suggestion

- [Star headband](#)
- [Star dress](#)



Needlefish



Instructions/Suggestions:

- A needler who pokes people when they talk to others.
- Dress in a grey t-shirt and grey or black pants, attach silver fins or scales
- Have a pair of fake knitting needles on a headpiece or grey baseball hat
- Have a grey fish tail attached to a t-shirt or on a velcro waist strap that hangs low and long and a grey hat or headpiece with a “needle” that sticks forward, or a long pointed cone

Purchase Costume, Suggestion

The costume committee will be taking care of this costume.



Angel Fish



Instructions/ Suggestions:

- Could be in a white dress with angel wings and a halo headpiece or white fish headband
- Could be in a white t-shirt, black pants, angel wings and a halo headpiece

Amazon Purchase Costume, Suggestion

- [Angel wings set](#)
- [Angel wing set](#)
- [White fish headband](#)



Swordfish



Instructions/ Suggestions:

- These students will be guarding The Great White
- Dress in a grey or black shirt and pants
- They need to be dressed like medieval knights with a sword, breastplate, shield and hat - there are two swordfish who need to be matching, so please purchase the same knight costume listed below.

Purchase Requested:

- Amazon: [Knight Costume](#)



The Great White



Instructions/ Suggestions:

- This character is the oracle of the ocean
- Wear a white shirt, black or grey pants and a shark's head.
- Have a black, purple, or grey cape that goes below the knees or to the floor.
The costume committee has a cape available for use (black with red inside).

Amazon Purchase Costume, Suggestion

- [Shark head](#)
- [Cape](#)

